


# Discover the Art of Creating Striking Poster Images: A Comprehensive Guide for Beginners and Professionals

In today's visually driven world, captivating poster images have become indispensable for businesses, artists, and individuals alike. Whether it's promoting a new product, showcasing an upcoming event, or simply conveying a message, a well-designed poster image can leave a lasting impression and drive results. If you're looking to create your own poster images but lack the technical expertise, this comprehensive guide will provide you with the knowledge and techniques you need to succeed.

## Step 1: Defining Your Concept and Target Audience

Before embarking on the design process, it's essential to take some time to define your concept and identify your target audience. What do you want your poster image to convey? Who are you trying to reach? Understanding these factors will guide your design decisions, ensuring your poster image resonates with its intended viewers.



## How To Create Poster Images: A step by step guide

by Dipti Sahay

★★★★☆ 4 out of 5

Language : English

File size : 952 KB

Text-to-Speech : Enabled

Screen Reader : Supported

Enhanced typesetting : Enabled

Print length : 3 pages



## **Step 2: Choosing the Right Software**

There are numerous software programs available for creating poster images, from beginner-friendly options to advanced professional tools. Popular choices include Adobe Photoshop, GIMP, Inkscape, and Canva. Choose a software that aligns with your skill level and project requirements.

## **Step 3: Selecting High-Quality Images**

The images you choose will play a pivotal role in the impact of your poster. Opt for high-resolution images that are sharp, clear, and visually appealing. Consider using free stock image websites or investing in paid stock photography services for access to a wider range of options.

## **Step 4: Creating a Composition**

The composition of your poster image is crucial for drawing the viewer's attention and conveying your message effectively. Experiment with different arrangements of images, text, and negative space. Use design principles such as balance, contrast, and hierarchy to create a cohesive and impactful layout.

## **Step 5: Adding Text**

Text is an integral part of most poster images, providing essential information and reinforcing your message. Choose fonts that are easy to read and complement the overall design of your poster. Consider the size, color, and placement of your text to ensure maximum readability and impact.

## **Step 6: Enhancing with Effects**

Various effects can add depth and polish to your poster image. Experiment with filters, adjustments, and overlays to enhance colors, create textures, and add visual interest. Use these effects judiciously to avoid overwhelming your design.

## **Step 7: Finalizing and Exporting**

Once you're satisfied with your design, it's time to finalize it. Check for any errors, ensure the colors and resolution are suitable for your intended purpose, and export the image in the appropriate file format.

Creating compelling poster images is an art that requires a combination of technical skills and creativity. By following the steps outlined in this guide, you can effectively convey your message, attract attention, and achieve your desired outcomes. Practice and experimentation are key to mastering this craft, so don't hesitate to explore different approaches and refine your techniques.

## **Additional Tips for Creating Striking Poster Images**


1. Use eye-catching colors and contrast to grab attention.
2. Consider using a call to action to drive viewers to take a specific action.
3. Keep your message concise and easy to understand.
4. Use high-quality images that are relevant to your message.
5. Make sure the image is properly sized for the intended display.
6. Test your image on different devices and browsers to ensure it looks as intended.

## **About the Author**

[Author's Name] is a seasoned graphic designer with years of experience in creating high-impact poster images. His expertise in design principles, typography, and image editing has helped him produce award-winning poster images for a diverse range of clients.

## Call to Action

Ready to elevate your poster image creations? Free Download your copy of [Book Title] today and unlock the secrets to crafting visually stunning and impactful designs that will stand out and make a lasting impression.



### How To Create Poster Images: A step by step guide

by Dipti Sahay

★★★★☆ 4 out of 5

Language : English


File size : 952 KB

Text-to-Speech : Enabled

Screen Reader : Supported

Enhanced typesetting : Enabled

Print length : 3 pages



### Nourishing Delights: Easy Recipes Without Salt, Oil, or Refined Sugar

Are you looking for delicious and healthy recipes that are free of salt, oil, and refined sugar? If so, you're in luck! This book is packed with over 100...



## The Art of Kitchen Fitting: A Masterful Guide to Culinary Transformation

The kitchen, the heart of every home, deserves to be a sanctuary of culinary inspiration and effortless efficiency. "The Art of Kitchen Fitting" by Joe Luker,...