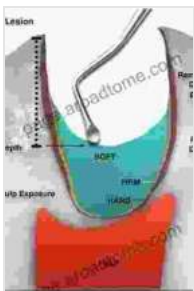


Unveiling the Art and Science of Managing Deep Carious Lesions: A Comprehensive Guide for Dental Practitioners

Dental caries, commonly known as tooth decay, remains a prevalent oral health concern worldwide. When caries progresses to advanced stages, it can result in the formation of deep carious lesions, presenting unique challenges in management. These lesions often extend into the dentin and can potentially reach the pulp, necessitating meticulous care to preserve tooth vitality and prevent complications.

The "Management of Deep Carious Lesions" book serves as an invaluable resource for dental practitioners seeking to enhance their knowledge and skills in addressing these challenging clinical situations. This comprehensive guide provides a thorough exploration of the etiology, diagnosis, differential diagnosis, and advanced management techniques for deep carious lesions.



Management of Deep Carious Lesions by Terry Dolan

★★★★☆ 4.5 out of 5

Language : English

File size : 2203 KB

Text-to-Speech : Enabled

Screen Reader : Supported

Enhanced typesetting : Enabled

Print length : 208 pages

FREE

DOWNLOAD E-BOOK



Etiology and Diagnosis

Understanding the underlying causes of deep carious lesions is crucial for effective management. The book delves into the complex interplay of bacterial factors, host susceptibility, and environmental influences that contribute to caries development. It also emphasizes the importance of accurate diagnosis, including the use of radiographic and visual aids, to determine the extent and severity of the lesion.

Differential Diagnosis

Differentiating deep carious lesions from other conditions that mimic their clinical presentation is essential to avoid misdiagnosis and ensure appropriate treatment. The book provides a detailed analysis of differential diagnoses, such as irreversible pulpitis, periradicular periodontitis, and cracked tooth syndrome, guiding practitioners in making informed decisions.

Treatment Planning and Techniques

The management of deep carious lesions involves a multifaceted approach that considers the unique characteristics of each case. The book explores various treatment options, including:

- **Conservative approaches:** These aim to preserve pulp vitality by removing infected dentin and sealing the lesion with appropriate restorative materials.
- **Surgical approaches:** In cases where pulp involvement is suspected or confirmed, surgical intervention may be necessary to remove the affected pulp tissue and prevent further infection.

The book provides step-by-step instructions for performing these techniques, emphasizing the importance of minimizing trauma, maintaining aseptic conditions, and ensuring proper isolation.

Advanced Management Strategies

For deep carious lesions that pose significant challenges, the book introduces advanced management strategies such as:

- **Ozone therapy:** This involves the use of ozone gas to eliminate residual bacteria and promote pulp healing.
- **Laser therapy:** Lasers can be used to sterilize dentin, remove infected tissues, and stimulate tissue regeneration.
- **Bioactive materials:** These advanced restorative materials possess the ability to release antimicrobial agents and promote the formation of reparative dentin, offering long-term protection against secondary caries.

Importance of Interdisciplinary Collaboration

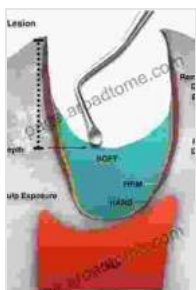
The management of deep carious lesions can often require collaboration between dentists and other specialists. The book highlights the benefits of interdisciplinary teamwork, particularly in cases where the lesions involve multiple teeth or extend beyond the dental structure.

Patient Education and Prevention

Patient education plays a vital role in preventing the progression of deep caries and maintaining optimal oral health. The book emphasizes the importance of counseling patients on proper oral hygiene techniques, dietary modifications, and the use of topical fluoride.

The "Management of Deep Carious Lesions" book is an indispensable resource for dental practitioners dedicated to providing the highest level of care to their patients. Its comprehensive coverage, detailed illustrations, and practical guidance empower clinicians to effectively diagnose, treat, and prevent these complex lesions. By embracing the evidence-based strategies and advanced techniques presented in this book, dental

practitioners can enhance their clinical skills and contribute to the preservation of oral health in their communities.



Management of Deep Carious Lesions by Terry Dolan

★★★★☆ 4.5 out of 5

Language : English


File size : 2203 KB

Text-to-Speech : Enabled

Screen Reader : Supported

Enhanced typesetting : Enabled

Print length : 208 pages



Nourishing Delights: Easy Recipes Without Salt, Oil, or Refined Sugar

Are you looking for delicious and healthy recipes that are free of salt, oil, and refined sugar? If so, you're in luck! This book is packed with over 100...



The Art of Kitchen Fitting: A Masterful Guide to Culinary Transformation

The kitchen, the heart of every home, deserves to be a sanctuary of culinary inspiration and effortless efficiency. "The Art of Kitchen Fitting" by Joe Luker,...

