


Unveiling the Art of Layer Cake Jelly Roll and Charm Quilts: A Journey of Color and Creativity

Quilting enthusiasts, gather 'round and prepare to be spellbound by the enchanting world of layer cake, jelly roll, and charm quilts! This comprehensive guide will unveil the secrets of these captivating quilting techniques, guiding you through a kaleidoscope of patterns, fabric selections, and boundless creative possibilities.



Layer Cake, Jelly Roll and Charm Quilts by Pam Lintott

★★★★☆ 4.7 out of 5

Language : English

File size : 21758 KB

Text-to-Speech : Enabled

Screen Reader : Supported

Enhanced typesetting : Enabled

X-Ray : Enabled

Word Wise : Enabled

Print length : 279 pages



Layer Cakes: A Slice of Quilting Heaven



Layer cakes consist of 42 pre-cut fabric squares, typically measuring 10" x 10". They provide a quick and convenient starting point for quilters of all skill levels. The coordinated color palette within layer cakes ensures harmonious color combinations, allowing you to create quilts with effortless style and efficiency.

Jelly Rolls: Unrolling a Symphony of Colors



Jelly rolls offer endless opportunities for creating stunning strip quilts.

Jelly rolls, a quilter's delight, come with 40 pre-cut fabric strips, usually measuring 2.5" x 42". Their versatility knows no bounds, inviting you to experiment with strip-piecing techniques. The endless color combinations and patterns available in jelly rolls open up a world of creative possibilities, empowering you to design quilts that are uniquely yours.

Charm Packs: Tiny Treasures of Quilting



Charm packs are a treasure trove of pre-cut fabric squares, typically measuring 5" x 5". They provide a fantastic opportunity to sample a variety of fabrics without purchasing large quantities. Charm packs are ideal for creating scrap quilts or adding accents to other quilt projects. Their compact size makes them perfect for on-the-go quilting or as a starting point for smaller projects.

A Tapestry of Techniques: Stitching Your Imagination

The beauty of layer cake, jelly roll, and charm quilts lies in the diverse techniques you can employ to create them. From simple strip-piecing to intricate block designs, the possibilities are endless. Let's explore some of the most popular techniques:

- **Log Cabin:** Arrange fabric squares or strips in a log cabin design for a classic and timeless look.
- **Rail Fence:** Create a sense of movement and depth with alternating rows of light and dark fabrics.
- **Nine-Patch:** Stitch together nine squares (3 x 3) to form a variety of patterns and color combinations.
- **Pinwheel:** Create a whirlwind effect by arranging fabric squares in a pinwheel design.
- **Tumbler:** Cut fabric into triangles and stitch them together to create a dynamic and modern look.

A Symphony of Color: Orchestrating Your Fabric Choices

Fabric selection is paramount in creating stunning layer cake, jelly roll, and charm quilts. Consider the following tips:

- **Color Schemes:** Select fabrics that complement each other or create a harmonious contrast.
- **Solids vs. Patterns:** Mix solids and patterned fabrics to add visual interest and depth.

- **Light vs. Dark:** Use a balance of light and dark fabrics to create visual contrast and movement.
- **Textures:** Combine fabrics with varying textures to add tactile interest to your quilt.
- **Personal Style:** Choose fabrics that reflect your personal style and aesthetic preferences.

Project Inspiration: A Canvas for Your Creativity

Ready to unleash your inner artist? Here are some exciting project ideas to get you started:


- **Rainbow Jelly Roll Quilt:** Create a vibrant and cheerful quilt with a stunning rainbow of colors.
- **Layer Cake Log Cabin Quilt:** Combine layer cake fabrics with a classic log cabin design for a timeless and elegant quilt.
- **Charm Pack Sampler Quilt:** Explore a variety of fabrics and patterns by creating a scrap quilt from charm packs.
- **Jelly Roll Pinwheel Quilt:** Stitch together jelly roll strips to create a mesmerizing pinwheel design.
- **Tumbler Quilt from Layer Cakes:** Cut layer cake squares into triangles and arrange them in a dynamic tumbler pattern.

: A Quilting Journey with Infinite Possibilities

The world of layer cake, jelly roll, and charm quilts is a captivating tapestry of color, creativity, and endless possibilities. Whether you are a seasoned quilter or just starting your journey, this guide provides a wealth of

inspiration and practical tips to help you create quilts that are truly works of art.


So, gather your fabrics, choose your technique, and let your imagination take flight. The journey of quilting awaits, filled with vibrant colors, stunning patterns, and the joy of creating something truly unique. Happy quilting!



Layer Cake, Jelly Roll and Charm Quilts by Pam Lintott

★★★★☆ 4.7 out of 5

- Language : English
- File size : 21758 KB
- Text-to-Speech : Enabled
- Screen Reader : Supported
- Enhanced typesetting : Enabled
- X-Ray : Enabled
- Word Wise : Enabled
- Print length : 279 pages



Nourishing Delights: Easy Recipes Without Salt, Oil, or Refined Sugar

Are you looking for delicious and healthy recipes that are free of salt, oil, and refined sugar? If so, you're in luck! This book is packed with over 100...



The Art of Kitchen Fitting: A Masterful Guide to Culinary Transformation

The kitchen, the heart of every home, deserves to be a sanctuary of culinary inspiration and effortless efficiency. "The Art of Kitchen Fitting" by Joe Luker,...